

AMERICAN AVK RESILIENT SEATED DUCTILE IRON GATE VALVE 65/PFN-WD
250 PSI, Tested to AWWA C515 (NRS) POxFL
Push-on Joint End (TYTON) x Flanged End to ASME B16.42 Class 150 - Valve sizes 4" - 12"

Use:
 For water and neutral liquids to maximum 160°F.

Tests:
 Hydraulic test to AWWA C509:
 Shell Test: 500 PSI 3"-16"
 Seat Test: 250 PSI 3"-16"
 Operating Torque Test

Optional Materials:


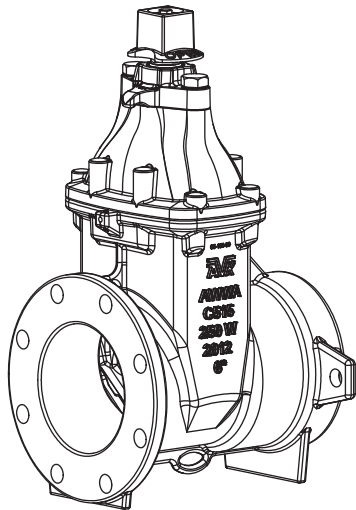
Wedge	Ductile iron ASTM A536 encapsulated with NBR-rubber compound
-------	--

Standard Materials:

Body, Bonnet, Gland Flange, Wrench Nut	Ductile iron ASTM A536 (Wrench Nut-painted black for open left, red for open right)
Coating	Electrostatically applied fusion-bonded epoxy-resin Meets or exceeds AWWA C550
Stem	Standard: Stainless steel 430F
Wedge	Ductile iron ASTM A536 encapsulated with EPDM-rubber compound
Wedge Nut, Thrust Collar	Bronze
Bonnet Bolts	Stainless Steel - 316 sealed with hot melt
Gland Bolts	Stainless Steel - 316 Hexagon bolt
Bonnet Gasket, Wiper Ring, O-Ring Stem Seals, O-Ring Gland Seal	ASTM D2000 Buna "N" nitrile rubber

Approvals:

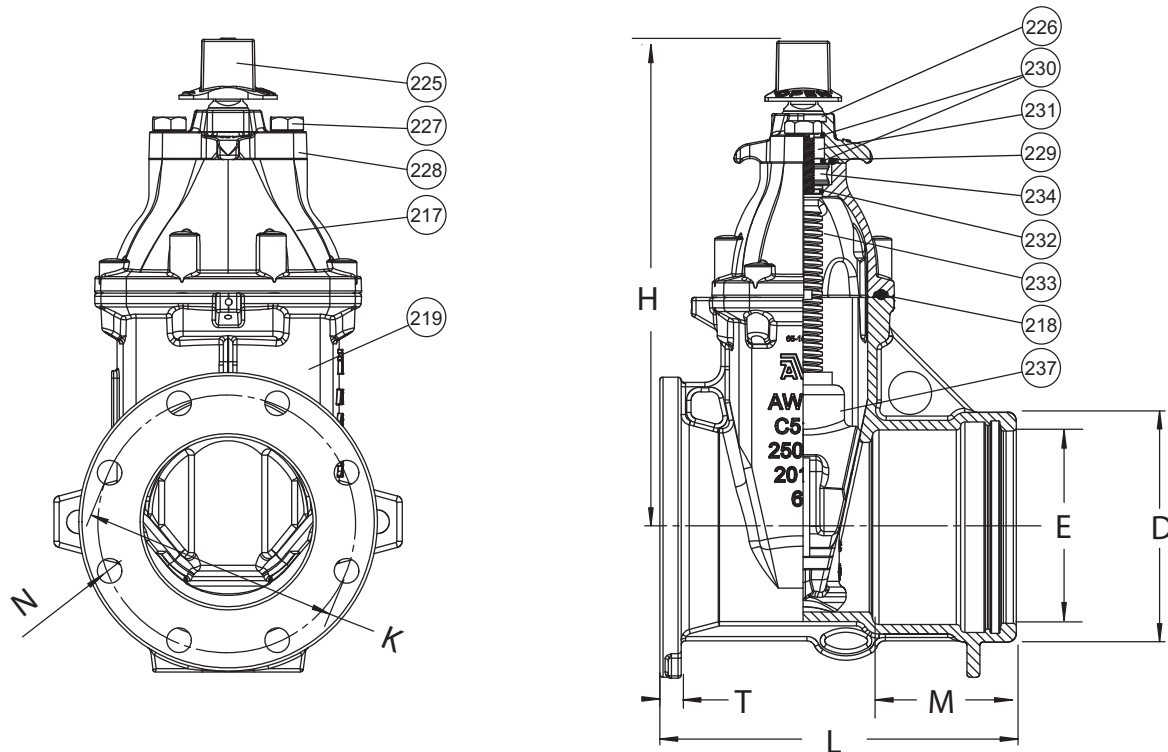
Certified to: ANSI/NSF 61, ANSI/NSF 372

AMERICAN AVK RESILIENT SEATED DUCTILE IRON GATE VALVE 65/PFN-WD
250 PSI, Tested to AWWA C515
Push-on Joint End (TYTON) x Flanged End to ASME B16.42 Class 150 - Valve sizes 4" - 12"
POxFL

Component List:

- | | | |
|--------------------|------------------------------|-----------------------------|
| 217. Bonnet | 227. Gland Flange Bolt | 232. Lower Stem Seal O-Ring |
| 218. Bonnet Gasket | 228. Gland Flange | 233. NRS Stem |
| 219. Body | 229. Gland O-Ring | 234. Thrust Collar |
| 225. Wrench Nut | 230. Upper Stem Seal O-Rings | 237. Wedge |
| 226. Wiper Ring | 231. Stem Seal Bushing | |



Ref No.	Size	D	E	H	K	L	M	N	T	Flange Holes	Turns to Open	Weight (lbs.)
65-100-PFN-WD	4"	6.32"	4.96"	13.82"	7.52"	10.51"	4.12"	0.75"	0.69"	8	17.5	55
65-150-PFN-WD	6"	8.44"	7.06"	17.80"	9.45"	13.07"	5.22"	0.88"	0.79"	8	24.5	99
65-200-PFN-WD	8"	10.72"	9.22"	21.83"	11.61"	14.33"	5.63"	0.90"	0.91"	8	27.5	147
65-250-PFN-WD	10"	13.50"	11.22"	25.06"	14.25"	15.31"	5.63"	1.00"	0.97"	12	34.5	219
65-300-PFN-WD	12"	14.96"	13.32"	28.10"	17.00"	16.61"	5.63"	1.00"	1.04"	12	41.5	307

