

**AMERICAN AVK RESILIENT SEATED DUCTILE IRON GATE VALVE  
FOR FIRE PROTECTION, 250 PSI rated working pressure (NRS)  
IPS Grooved End according to AWWA C606 x Flanged - Valve sizes 2.5" - 8"**

**145/GFN  
GRxFL**

**Use:**  
For water to maximum 160°F.


**Tests:**  
Hydraulic tests:  
Shell Test: 500 PSI  
Seat Test: 375 PSI  
Operating Torque Test

**Optional Materials:**

Handwheel	Ductile iron ASTM A536
Bonnet Bolts	Stainless Steel - 304 sealed with hot melt Stainless Steel - 316 sealed with hot melt
Gland Bolts	Stainless Steel - 304 Hexagon bolt Stainless Steel - 316 sealed with hot melt
Coating	PUR
Tapping Plug	Specify other than standard

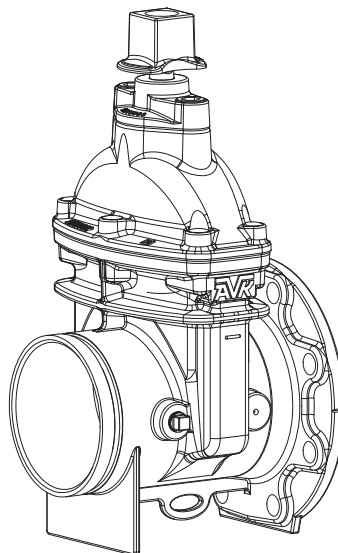
**Approvals:**

UL/ULC Listed  
FM Approved



**Standard Materials:**

Body, Bonnet, Gland Flange, Wrench Nut	Ductile iron ASTM A536 (Wrench Nut-painted black for open left, red for open right)
Coating	Electrostatically applied fusion-bonded epoxy-resin
Stem	304 stainless steel
Wedge	Ductile iron ASTM A536 encapsulated with EPDM-rubber compound and Nylon Wedge Shoes
Wedge Nut, Thrust Collar	Bronze
Wedge Shoe	Nylon
Bonnet Bolts	Zinc plated steel, sealed with hot melt
Gland Bolts	Zinc plated steel
Tapping Plug	Zinc plated steel - Left hand side facing AVK logo ( standard )
Bonnet Gasket, Wiper Ring, O-Ring Stem Seals, O-Ring Gland Seal	NBR

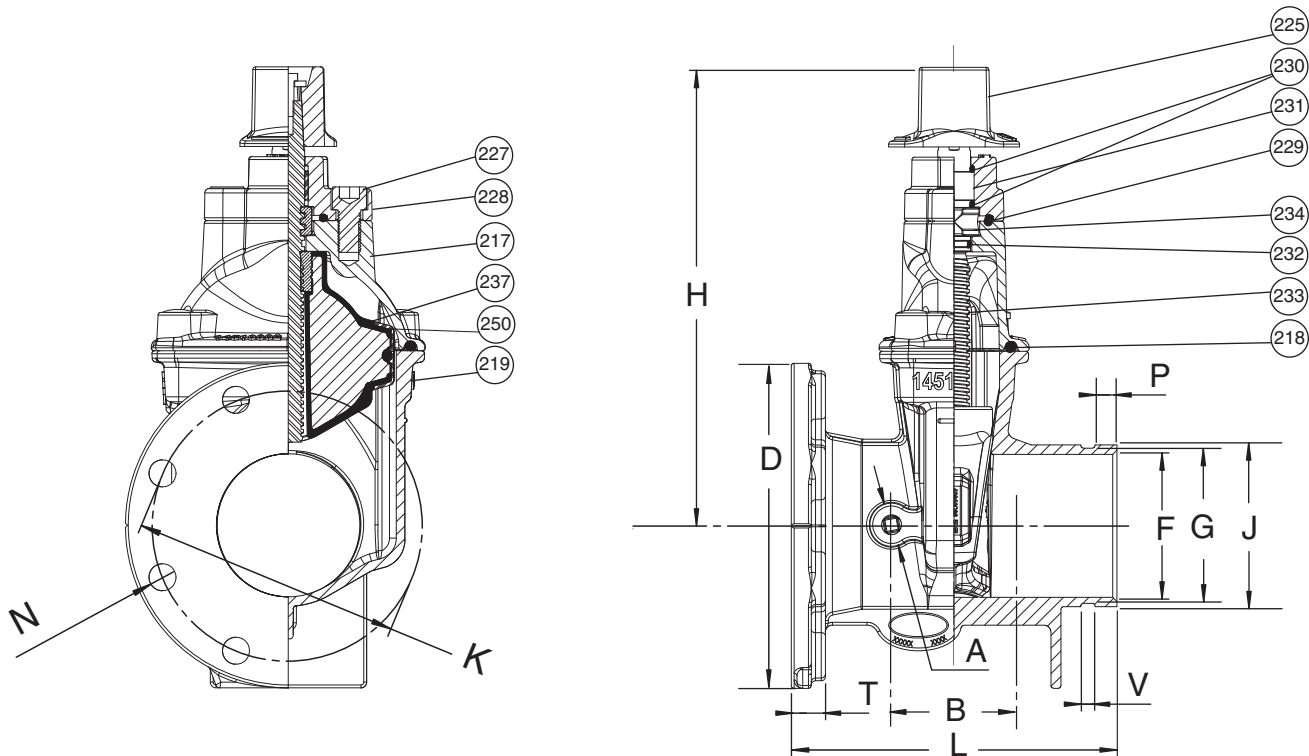


**AMERICAN AVK RESILIENT SEATED DUCTILE IRON GATE VALVE  
FOR FIRE PROTECTION, 250 PSI rated working pressure (NRS)  
IPS Grooved End according to AWWA C606 x Flanged - Valve sizes 2.5" - 8"**

**145/GFN  
GRxFL**

**Component List:**

- |                        |                              |                    |
|------------------------|------------------------------|--------------------|
| 217. Bonnet            | 228. Gland Flange            | 233. NRS Stem      |
| 218. Bonnet Gasket     | 229. Gland O-Ring            | 234. Thrust Collar |
| 219. Body              | 230. Upper Stem Seal O-Rings | 237. Wedge         |
| 225. Wrench Nut        | 231. Stem Seal Bushing       | 250. Wedge Shoe    |
| 227. Gland Flange Bolt | 232. Lower Stem Seal O-Ring  |                    |



Ref No.	Size	A	B	D	F	G	H	J	K	L	N	P	T	V	Flange		Weight Lbs.
															Holes	Turns to Open	
145-080-GFN	2½"	1.18"	2.83"	7.00"	2.36"	2.70"	10.83"	2.85"	5.50"	7.50"	0.75"	0.62"	0.71"	0.34"	4	19	20
145-080-GFN	3"	1.18"	3.15"	7.50"	3.00"	3.30"	12.06"	3.48"	6.00"	8.00"	0.75"	0.62"	0.79"	0.34"	4	18	29
145-100-GFN	4"	1.18"	3.46"	9.00"	4.00"	4.29"	12.93"	4.48"	7.50"	9.00"	1.00"	0.61"	1.00"	0.39"	8	22	32
145-150-GFN	6"	1.57"	4.09"	11.00"	6.00"	6.42"	16.35"	6.61"	9.50"	10.50"	1.06"	0.61"	1.06"	0.39"	8	27	70
45-200-GFN	8"	1.57"	4.09"	13.50"	8.00"	8.40"	19.94"	8.61"	11.75"	11.50"	1.14"	0.74"	1.14"	0.45"	8	35	154

