

**AMERICAN AVK RESILIENT SEATED DUCTILE IRON GATE VALVE
FOR FIRE PROTECTION, 250 PSI rated working pressure (OS&Y)
Flanged Ends to ASME B16.42 Class 150 - Valve sizes 2.5" - 8"**

**145/FFO
FLxFL**

Use:

For water to maximum 160°F.

Tests:

Hydraulic tests:

Shell Test: 500 PSI

Seat Test: 375 PSI

Operating Torque Test

Optional Materials:

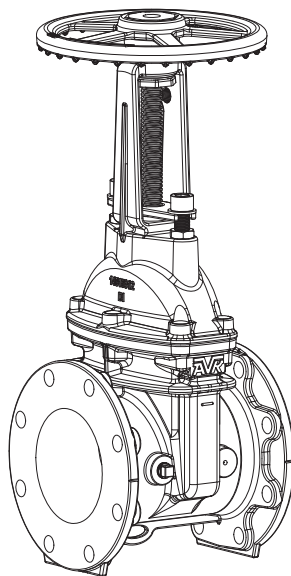
Bonnet Bolts	Stainless Steel - 304 sealed with hot melt Stainless Steel - 316 sealed with hot melt
Gland Bolts	Stainless Steel - 304 Hexagon bolt Stainless Steel - 316 sealed with hot melt
Coating	PUR
Tapping Plug	Specify other than standard

Standard Materials:

Body, Bonnet, Gland Follower, Handwheel	Ductile iron ASTM A536
Coating	Electrostatically applied fusion- bonded epoxy-resin
Stem	Standard: 304 stainless steel ASTM A276
Wedge	Ductile iron ASTM A536 encapsulated with EPDM-rubber compound and Nylon Wedge Shoes
2 Piece Stem Nut Wedge Nut, Anti-Friction Washer	Bronze
Bonnet Bolts	Zinc plated steel sealed with hot melt
Gland Follower Bolts	Zinc plated steel
Bonnet Gasket, O-Rings	NBR

Approvals:

UL/ULC Listed
FM Approved

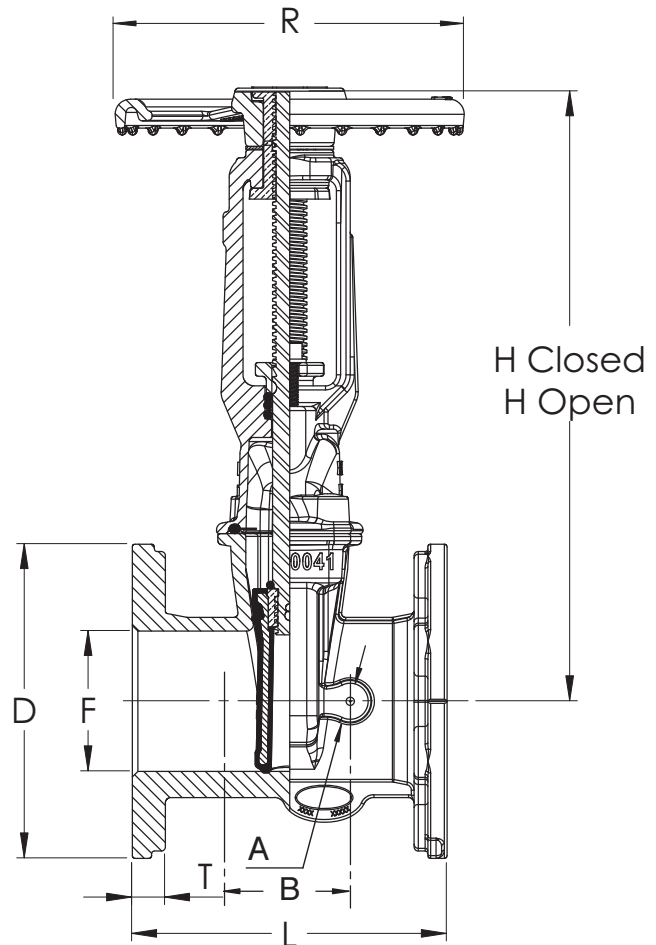
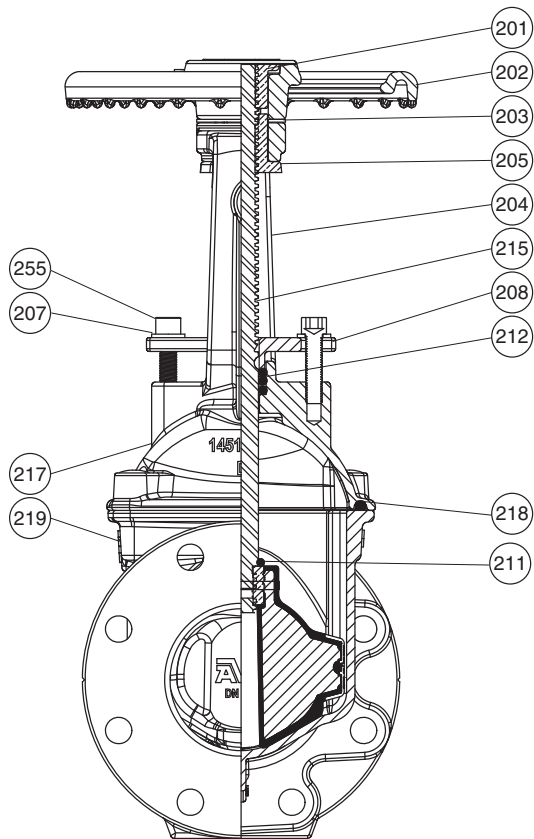


**AMERICAN AVK RESILIENT SEATED DUCTILE IRON GATE VALVE
FOR FIRE PROTECTION, 250 PSI rated working pressure (OS&Y)
Flanged Ends to ASME B16.42 Class 150 - Valve sizes 2.5" - 8"**

**145/FFO
FLxFL**

Component List:

201. Upper Stem Nut	207. Gland Follower/Yoke Washer	216. Bonnet Bolts (Not Shown)
202. OS&Y Handwheel	208. Gland Follower	217. Bonnet
203. Anti-Friction Washer	211. Stem Seal O-Ring	218. Bonnet Gasket
204. Yoke	212. Inner Bushing O-Ring	219. Body
205. Lower Stem Nut	215. OS&Y Stem Assembly	255. Gland Follower Bolt



Ref. nos.	Size	A	B	D	F	H open	H closed	K	L	N	R	T	Flange Holes	Turns to Open	Wt. Lbs.
145-065-FFO	2.5"	1.18"	2.83	7.00"	2.50"	19.29"	16.36"	5.50"	7.50"	0.75"	7.00"	0.71"	4	20	32
145-080-FFO	3"	1.18"	3.15"	7.50"	3.00"	21.54"	18.10"	6.00"	8.00"	0.75"	7.00"	0.79"	4	21	41
145-100-FFO	4"	1.18"	3.46"	9.00"	4.00"	26.50"	22.22"	7.50"	9.00"	0.75"	10.00"	1.00"	8	23	58
145-150-FFO	6"	1.57"	4.09"	11.00"	6.00"	34.93"	28.80"	9.50"	10.50"	0.88"	12.00"	1.06"	8	31	112
145-200-FFO	8"	1.57"	4.09"	13.50"	8.00"	44.45"	36.25"	11.75"	11.50"	0.88"	14.00"	1.14"	8	35	194

